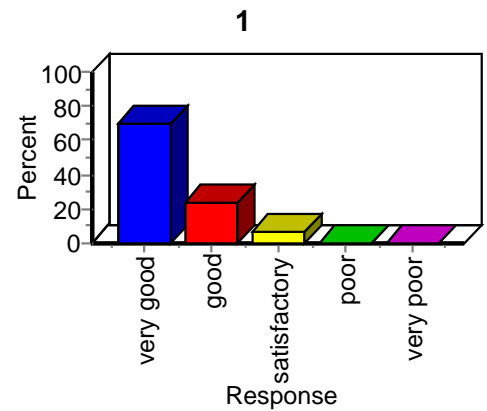


# COM S 575X STOYTCHEV LEC EVALUATION SPRING 2007

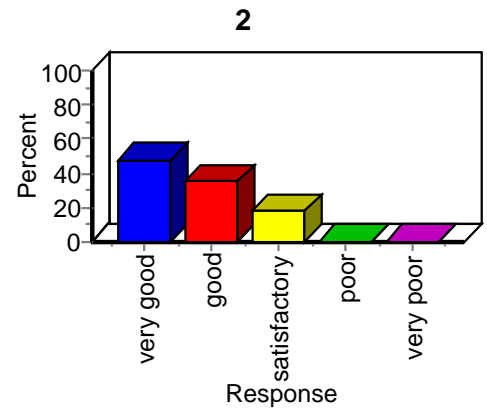
## Item Analysis: Overall instructor

Label	Frequency	Percent
very good	12	70.59
good	4	23.53
satisfactory	1	5.88
poor	0	0.00
very poor	0	0.00
Total Valid	17	100.00



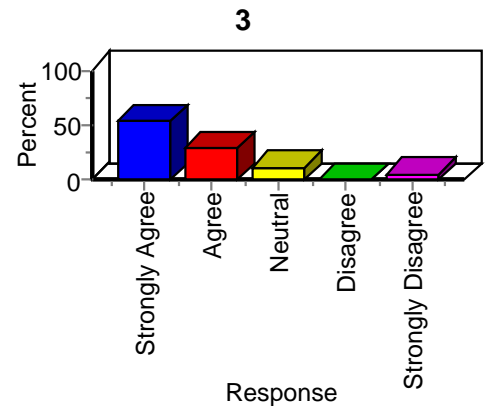
## Item Analysis: Overall course

Label	Frequency	Percent
very good	8	47.06
good	6	35.29
satisfactory	3	17.65
poor	0	0.00
very poor	0	0.00
Total Valid	17	100.00



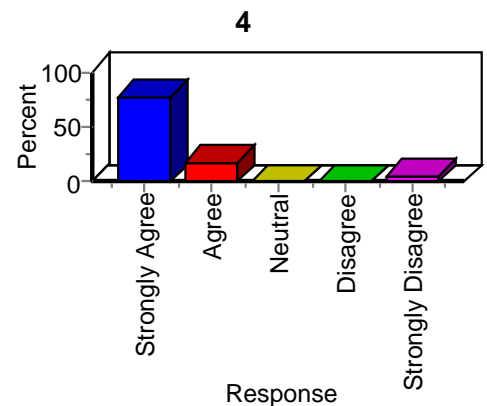
## Item Analysis: Compared w/others

Label	Frequency	Percent
Strongly Agree	9	52.94
Agree	5	29.41
Neutral	2	11.76
Disagree	0	0.00
Strongly Disagree	1	5.88
Total Valid	17	100.00



## Item Analysis: Organized

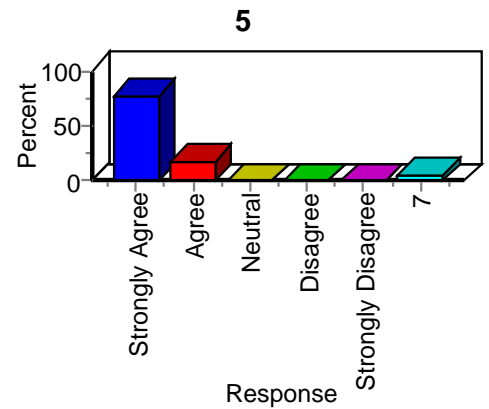
Label	Frequency	Percent
Strongly Agree	13	76.47
Agree	3	17.65
Neutral	0	0.00
Disagree	0	0.00
Strongly Disagree	1	5.88
Total Valid	17	100.00



# COM S 575X STOYTCHEV LEC EVALUATION SPRING 2007

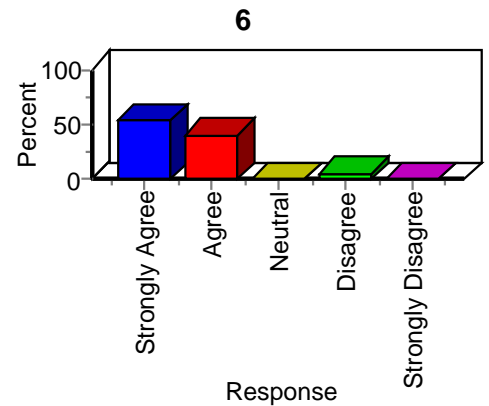
## Item Analysis: Knowledgeable

Label	Frequency	Percent
Strongly Agree	13	76.47
Agree	3	17.65
Neutral	0	0.00
Disagree	0	0.00
Strongly Disagree	0	0.00
7	1	5.88
Total Valid	17	100.00



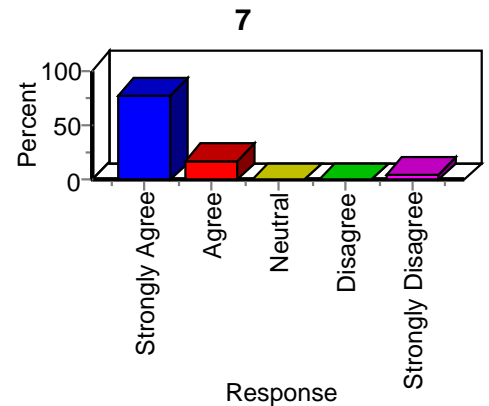
## Item Analysis: Stimulated interest

Label	Frequency	Percent
Strongly Agree	9	52.94
Agree	7	41.18
Neutral	0	0.00
Disagree	1	5.88
Strongly Disagree	0	0.00
Total Valid	17	100.00



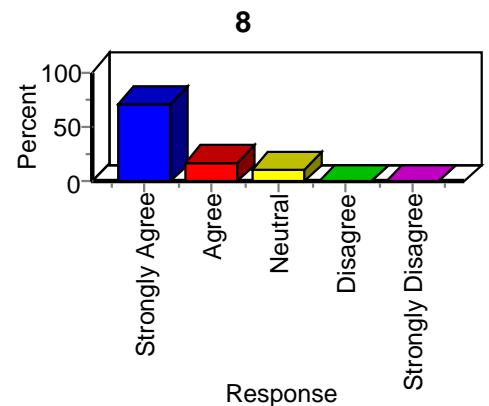
## Item Analysis: Fair

Label	Frequency	Percent
Strongly Agree	13	76.47
Agree	3	17.65
Neutral	0	0.00
Disagree	0	0.00
Strongly Disagree	1	5.88
Total Valid	17	100.00



## Item Analysis: Available

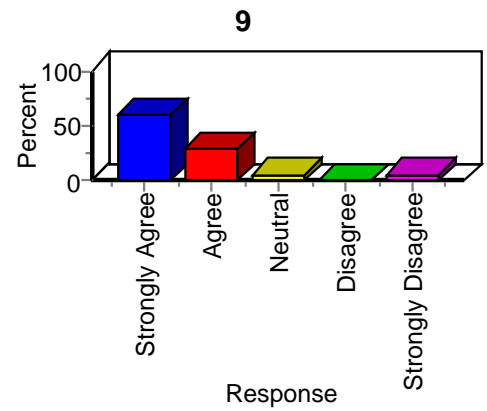
Label	Frequency	Percent
Strongly Agree	12	70.59
Agree	3	17.65
Neutral	2	11.76
Disagree	0	0.00
Strongly Disagree	0	0.00
Total Valid	17	100.00



# COM S 575X STOYTCHEV LEC EVALUATION SPRING 2007

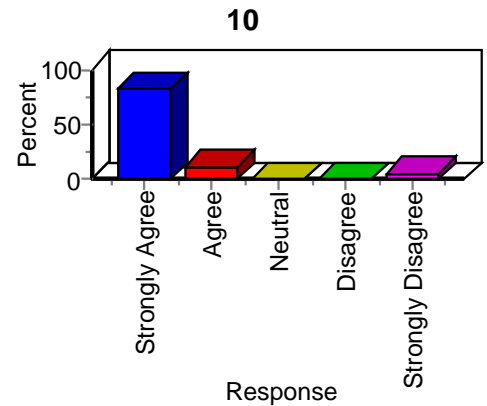
## Item Analysis: Explained material

Label	Frequency	Percent
Strongly Agree	10	58.82
Agree	5	29.41
Neutral	1	5.88
Disagree	0	0.00
Strongly Disagree	1	5.88
Total Valid	17	100.00



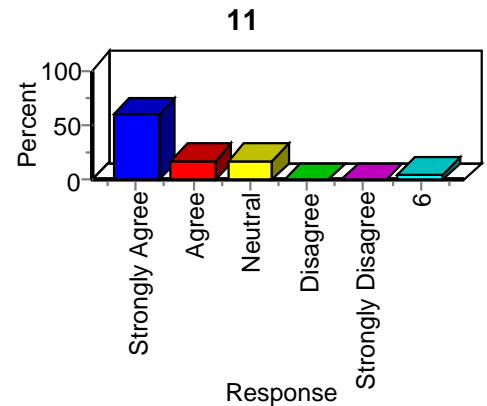
## Item Analysis: Communication

Label	Frequency	Percent
Strongly Agree	14	82.35
Agree	2	11.76
Neutral	0	0.00
Disagree	0	0.00
Strongly Disagree	1	5.88
Total Valid	17	100.00



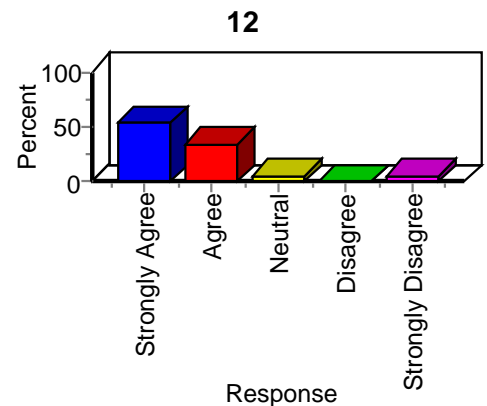
## Item Analysis: Student competence

Label	Frequency	Percent
Strongly Agree	10	58.82
Agree	3	17.65
Neutral	3	17.65
Disagree	0	0.00
Strongly Disagree	0	0.00
6	1	5.88
Total Valid	17	100.00



## Item Analysis: Learned a lot

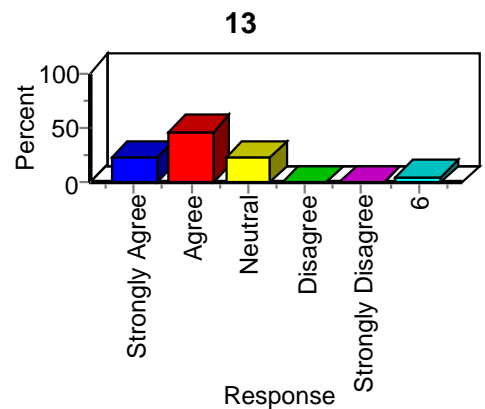
Label	Frequency	Percent
Strongly Agree	9	52.94
Agree	6	35.29
Neutral	1	5.88
Disagree	0	0.00
Strongly Disagree	1	5.88
Total Valid	17	100.00



# COM S 575X STOYTCHEV LEC EVALUATION SPRING 2007

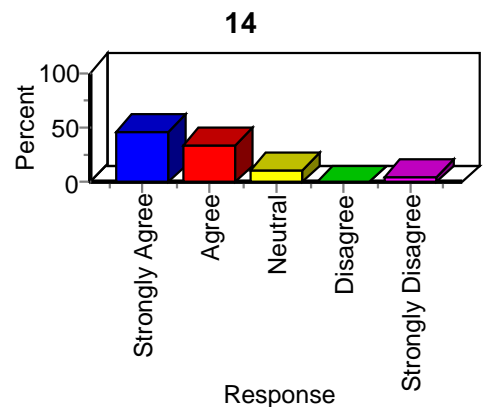
## Item Analysis: Texts/readings

Label	Frequency	Percent
Strongly Agree	4	23.53
Agree	8	47.06
Neutral	4	23.53
Disagree	0	0.00
Strongly Disagree	0	0.00
6	1	5.88
Total Valid	17	100.00



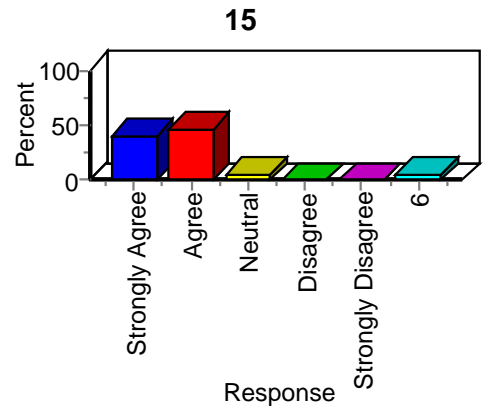
## Item Analysis: Out-of-class

Label	Frequency	Percent
Strongly Agree	8	47.06
Agree	6	35.29
Neutral	2	11.76
Disagree	0	0.00
Strongly Disagree	1	5.88
Total Valid	17	100.00



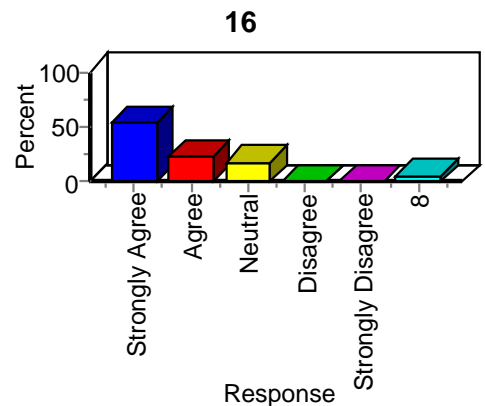
## Item Analysis: In-class

Label	Frequency	Percent
Strongly Agree	7	41.18
Agree	8	47.06
Neutral	1	5.88
Disagree	0	0.00
Strongly Disagree	0	0.00
6	1	5.88
Total Valid	17	100.00



## Item Analysis: Course policies

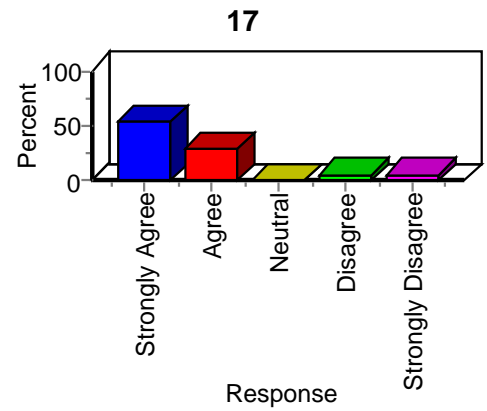
Label	Frequency	Percent
Strongly Agree	9	52.94
Agree	4	23.53
Neutral	3	17.65
Disagree	0	0.00
Strongly Disagree	0	0.00
8	1	5.88
Total Valid	17	100.00



# COM S 575X STOYTCHEV LEC EVALUATION SPRING 2007

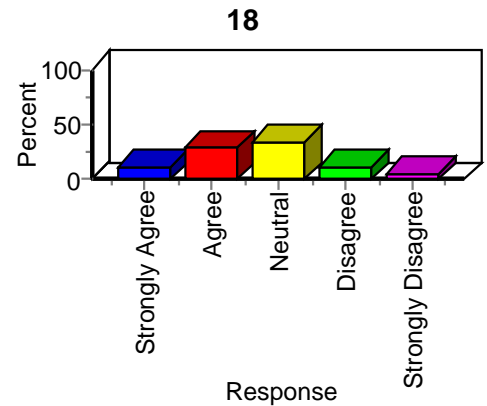
## Item Analysis: Course difficult

Label	Frequency	Percent
Strongly Agree	9	52.94
Agree	5	29.41
Neutral	0	0.00
Disagree	1	5.88
Strongly Disagree	1	5.88
Total Valid	16	100.00



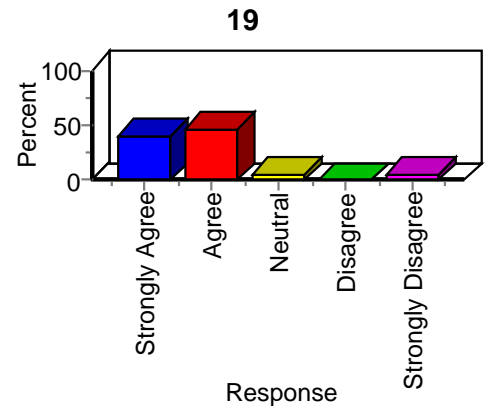
## Item Analysis: Computer facilities

Label	Frequency	Percent
Strongly Agree	2	11.76
Agree	5	29.41
Neutral	6	35.29
Disagree	2	11.76
Strongly Disagree	1	5.88
Total Valid	16	100.00



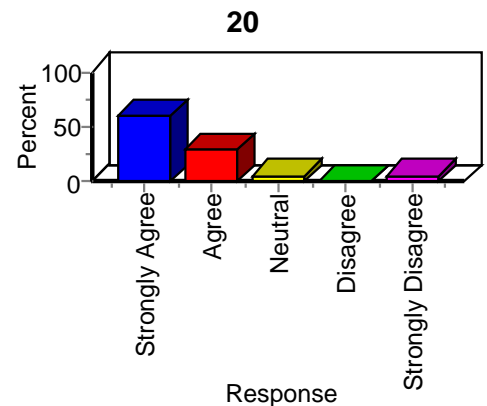
## Item Analysis: Classroom facilities

Label	Frequency	Percent
Strongly Agree	7	41.18
Agree	8	47.06
Neutral	1	5.88
Disagree	0	0.00
Strongly Disagree	1	5.88
Total Valid	17	100.00



## Item Analysis: Class size

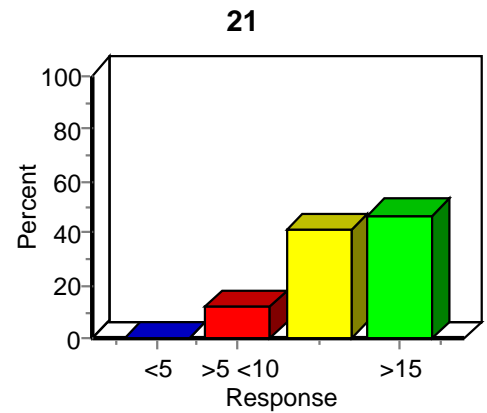
Label	Frequency	Percent
Strongly Agree	10	58.82
Agree	5	29.41
Neutral	1	5.88
Disagree	0	0.00
Strongly Disagree	1	5.88
Total Valid	17	100.00



# COM S 575X STOYTCHEV LEC EVALUATION SPRING 2007

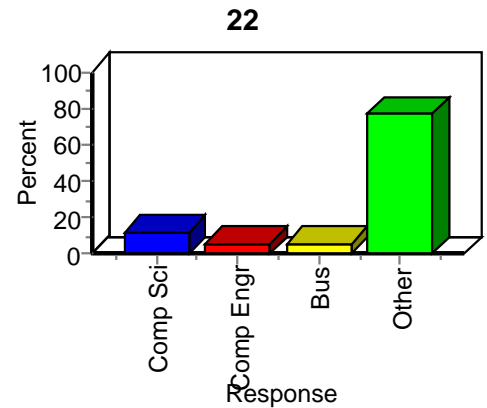
## Item Analysis: Hours per week

Label	Frequency	Percent
<5	0	0.00
>5 <10	2	11.76
>10 <15	7	41.18
>15	8	47.06
Total Valid	17	100.00



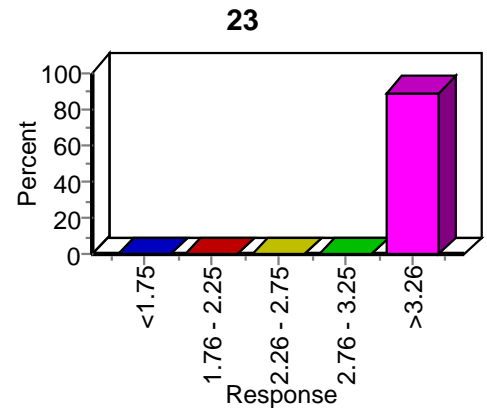
## Item Analysis: Curriculum

Label	Frequency	Percent
Comp Sci	2	11.76
Comp Engr	1	5.88
Bus	1	5.88
Other	13	76.47
Total Valid	17	100.00



## Item Analysis: GPA

Label	Frequency	Percent
<1.75	0	0.00
1.76 - 2.25	0	0.00
2.26 - 2.75	0	0.00
2.76 - 3.25	0	0.00
>3.26	15	88.24
Total Valid	15	100.00



## Item Analysis: Expected grade

Label	Frequency	Percent
A+ A A-	15	88.24
B+ B B-	2	11.76
C+ C C-	0	0.00
D+ D D-	0	0.00
F	0	0.00
Satisfactory	0	0.00
Total Valid	17	100.00

