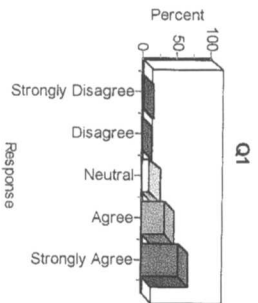


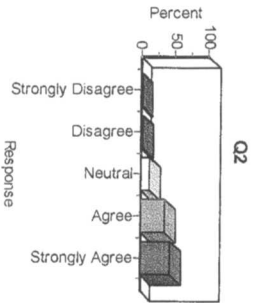
Item Analysis: Expectations

Label	Frequency	Percent
Strongly Disagree	1	1.67
Disagree	0	0.00
Neutral	7	11.67
Agree	20	33.33
Strongly Agree	32	53.33
Total Valid	60	100.00



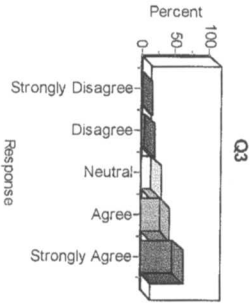
Item Analysis: Concepts

Label	Frequency	Percent
Strongly Disagree	1	1.67
Disagree	2	3.33
Neutral	8	13.33
Agree	22	36.67
Strongly Agree	27	45.00
Total Valid	60	100.00



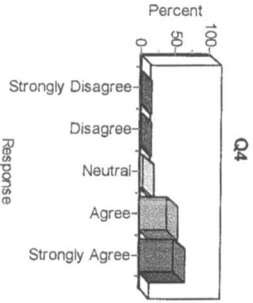
Item Analysis: Clarifies confusion

Label	Frequency	Percent
Strongly Disagree	1	1.64
Disagree	4	6.56
Neutral	9	14.75
Agree	18	29.51
Strongly Agree	29	47.54
Total Valid	61	100.00



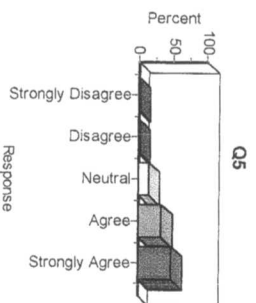
Item Analysis: Effective teaching methods

Label	Frequency	Percent
Strongly Disagree	1	1.64
Disagree	1	1.64
Neutral	4	6.56
Agree	25	40.98
Strongly Agree	30	49.18
Total Valid	61	100.00



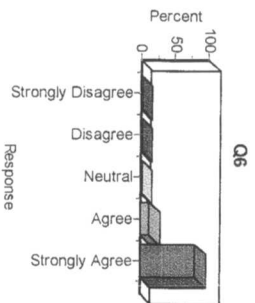
Item Analysis: Encourages ?'s

Label	Frequency	Percent
Strongly Disagree	1	1.64
Disagree	1	1.64
Neutral	9	14.75
Agree	21	34.43
Strongly Agree	29	47.54
Total Valid	61	100.00



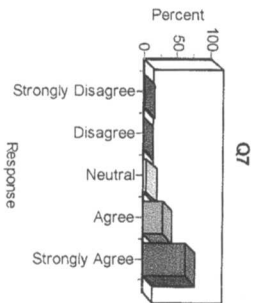
Item Analysis: Organized/Prepared

Label	Frequency	Percent
Strongly Disagree	1	1.67
Disagree	1	1.67
Neutral	1	1.67
Agree	8	13.33
Strongly Agree	49	81.67
Total Valid	60	100.00



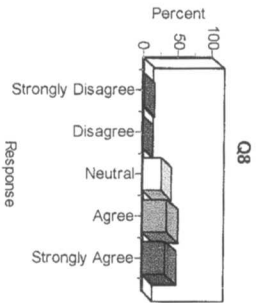
Item Analysis: Challenges thinking

Label	Frequency	Percent
Strongly Disagree	1	1.67
Disagree	0	0.00
Neutral	4	6.67
Agree	17	28.33
Strongly Agree	38	63.33
Total Valid	60	100.00



Item Analysis: Availability

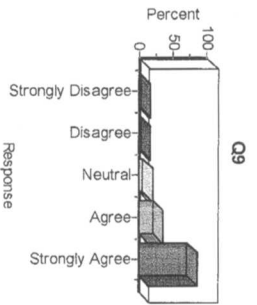
Label	Frequency	Percent
Strongly Disagree	1	1.64
Disagree	0	0.00
Neutral	17	27.87
Agree	22	36.07
Strongly Agree	21	34.43
Total Valid	61	100.00



CPR E 185 F, J-M STOYTCHEV LEC EVALUATION FALL 2010

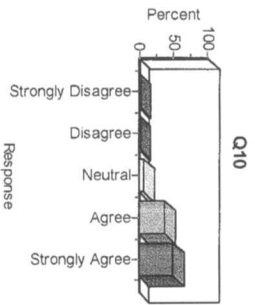
Item Analysis: Effective technology

Label	Frequency	Percent
Strongly Disagree	1	1.64
Disagree	1	1.64
Neutral	3	4.92
Agree	13	21.31
Strongly Agree	43	70.49
Total Valid	61	100.00



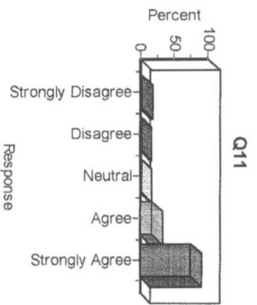
Item Analysis: Improves learning

Label	Frequency	Percent
Strongly Disagree	1	1.67
Disagree	1	1.67
Neutral	5	8.33
Agree	23	38.33
Strongly Agree	30	50.00
Total Valid	60	100.00



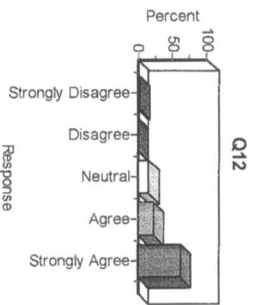
Item Analysis: Attendance

Label	Frequency	Percent
Strongly Disagree	2	3.28
Disagree	1	1.64
Neutral	1	1.64
Agree	11	18.03
Strongly Agree	46	75.41
Total Valid	61	100.00



Item Analysis: Challenged

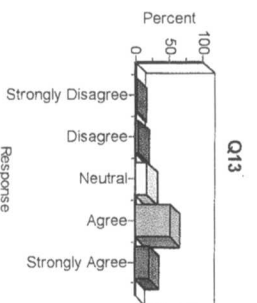
Label	Frequency	Percent
Strongly Disagree	1	1.64
Disagree	0	0.00
Neutral	9	14.75
Agree	14	22.95
Strongly Agree	37	60.66
Total Valid	61	100.00



CPR E 185 F, J-M STOYTCHEV LEC EVALUATION FALL 2010

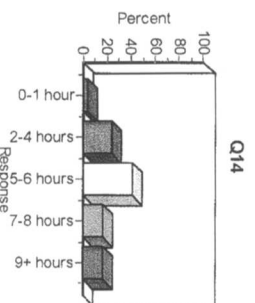
Item Analysis: Work to full potential

Label	Frequency	Percent
Strongly Disagree	1	1.64
Disagree	4	6.56
Neutral	11	18.03
Agree	32	52.46
Strongly Agree	13	21.31
Total Valid	61	100.00



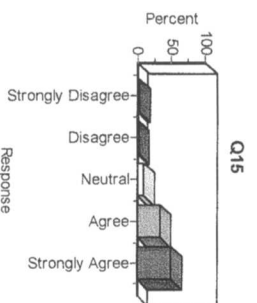
Item Analysis: Outside class work

Label	Frequency	Percent
0-1 hour	2	3.28
2-4 hours	14	22.95
5-6 hours	25	40.98
7-8 hours	10	16.39
9+ hours	10	16.39
Total Valid	61	100.00



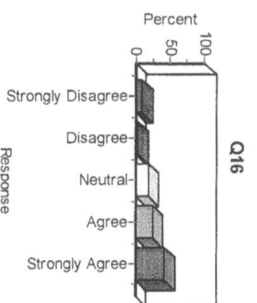
Item Analysis: Learned a lot

Label	Frequency	Percent
Strongly Disagree	2	3.28
Disagree	1	1.64
Neutral	6	9.84
Agree	21	34.43
Strongly Agree	31	50.82
Total Valid	61	100.00



Item Analysis: Increased interest

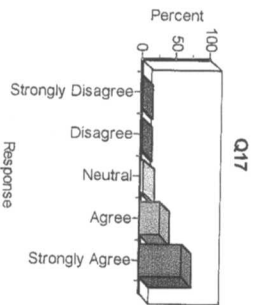
Label	Frequency	Percent
Strongly Disagree	6	9.84
Disagree	2	3.28
Neutral	12	19.67
Agree	15	24.59
Strongly Agree	26	42.62
Total Valid	61	100.00



CPR E 185 F, J-M STOYTCHEV LEC EVALUATION FALL 2010

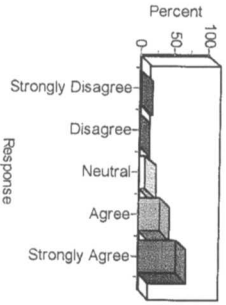
Item Analysis: Respectful

Label	Frequency	Percent
Strongly Disagree	1	1.64
Disagree	1	1.64
Neutral	3	4.92
Agree	18	29.51
Strongly Agree	38	62.30
Total Valid	61	100.00



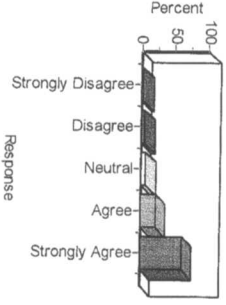
Item Analysis: Learned is important

Label	Frequency	Percent
Strongly Disagree	2	3.28
Disagree	0	0.00
Neutral	6	9.84
Agree	19	31.15
Strongly Agree	34	55.74
Total Valid	61	100.00



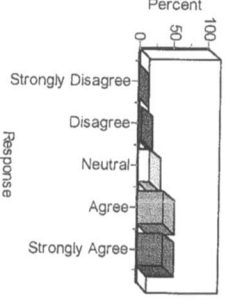
Item Analysis: Enhance my learning

Label	Frequency	Percent
Strongly Disagree	2	3.28
Disagree	3	4.92
Neutral	5	8.20
Agree	14	22.95
Strongly Agree	37	60.66
Total Valid	61	100.00



Item Analysis: Assesses learning

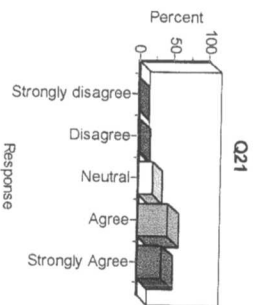
Label	Frequency	Percent
Strongly Disagree	0	0.00
Disagree	3	4.92
Neutral	11	18.03
Agree	23	37.70
Strongly Agree	24	39.34
Total Valid	61	100.00



CPR E 185 F, J-M STOYTCHEV LEC EVALUATION FALL 2010

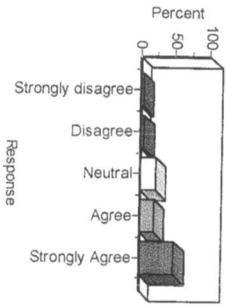
Item Analysis: High standards

Label	Frequency	Percent
Strongly disagree	0	0.00
Disagree	1	1.67
Neutral	12	20.00
Agree	26	43.33
Strongly Agree	21	35.00
Total Valid	60	100.00



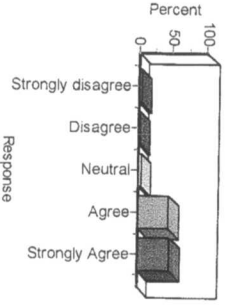
Item Analysis: Lab?

Label	Frequency	Percent
Strongly disagree	2	3.33
Disagree	3	5.00
Neutral	14	23.33
Agree	12	20.00
Strongly Agree	29	48.33
Total Valid	60	100.00



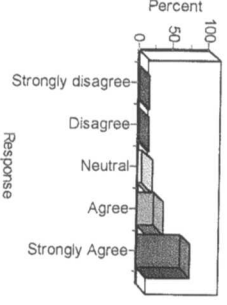
Item Analysis: Clear evaluation criteria

Label	Frequency	Percent
Strongly disagree	2	3.33
Disagree	1	1.67
Neutral	2	3.33
Agree	27	45.00
Strongly Agree	28	46.67
Total Valid	60	100.00



Item Analysis: Grading

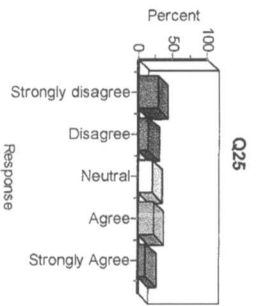
Label	Frequency	Percent
Strongly disagree	1	1.69
Disagree	1	1.69
Neutral	5	8.47
Agree	15	25.42
Strongly Agree	37	62.71
Total Valid	59	100.00



CPR E 185 F, J-M STOYTCHEV LEC EVALUATION FALL 2010

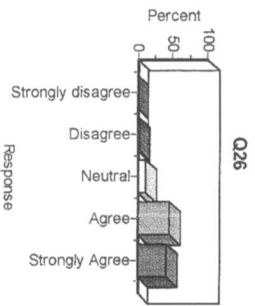
Item Analysis: Assignments returned

Label	Frequency	Percent
Strongly disagree	17	28.33
Disagree	9	15.00
Neutral	13	21.67
Agree	14	23.33
Strongly Agree	7	11.67
Total Valid	60	100.00



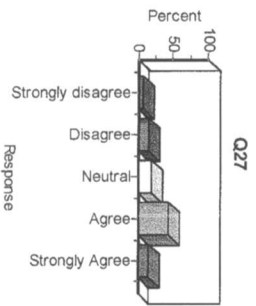
Item Analysis: Exams returned

Label	Frequency	Percent
Strongly disagree	0	0.00
Disagree	1	1.67
Neutral	7	11.67
Agree	27	45.00
Strongly Agree	25	41.67
Total Valid	60	100.00



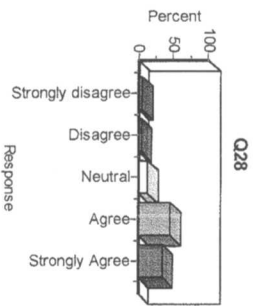
Item Analysis: Feedback on work

Label	Frequency	Percent
Strongly disagree	5	8.33
Disagree	9	15.00
Neutral	11	18.33
Agree	26	43.33
Strongly Agree	9	15.00
Total Valid	60	100.00



Item Analysis: Text

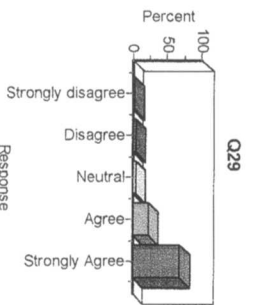
Label	Frequency	Percent
Strongly disagree	3	5.00
Disagree	2	3.33
Neutral	8	13.33
Agree	27	45.00
Strongly Agree	20	33.33
Total Valid	60	100.00



CPR E 185 F, J-M STOYTCHEV LEC EVALUATION FALL 2010

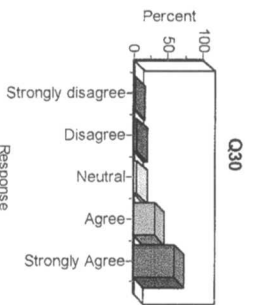
Item Analysis: Overall instructor

Label	Frequency	Percent
Strongly disagree	1	1.67
Disagree	2	3.33
Neutral	2	3.33
Agree	14	23.33
Strongly Agree	41	68.33
Total Valid	60	100.00



Item Analysis: Overall course

Label	Frequency	Percent
Strongly disagree	1	1.67
Disagree	3	5.00
Neutral	3	5.00
Agree	18	30.00
Strongly Agree	35	58.33
Total Valid	60	100.00



Item Analysis: Instructor motivated

Label	Frequency	Percent
Strongly disagree	2	3.51
Disagree	1	1.75
Neutral	10	17.54
Agree	12	21.05
Strongly Agree	32	56.14
Total Valid	57	100.00

