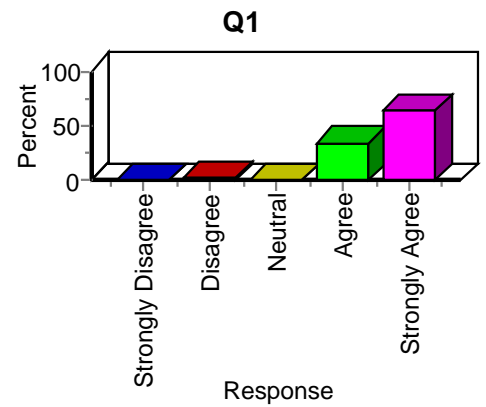


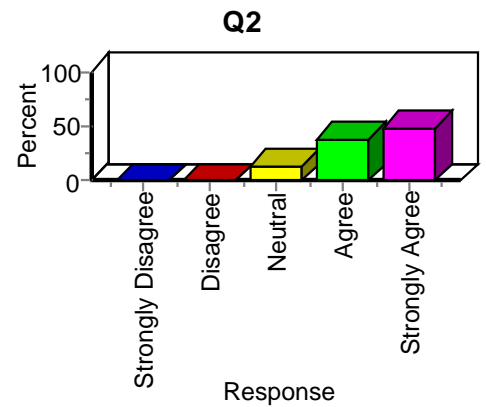
Item Analysis: Expectations

Label	Frequenc y	Percent
Strongly Disagree	0	0.00
Disagree	1	1.72
Neutral	0	0.00
Agree	20	34.48
Strongly Agree	37	63.79
Total Valid	58	100.00



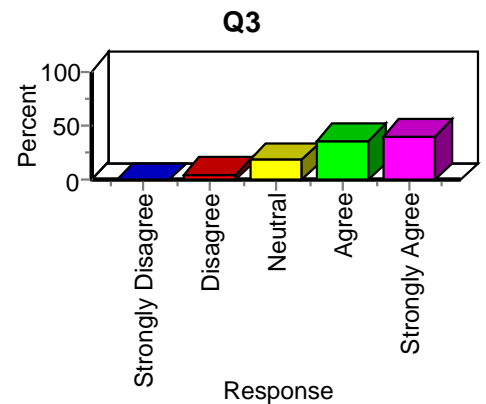
Item Analysis: Concepts

Label	Frequenc y	Percent
Strongly Disagree	0	0.00
Disagree	0	0.00
Neutral	8	13.79
Agree	22	37.93
Strongly Agree	28	48.28
Total Valid	58	100.00



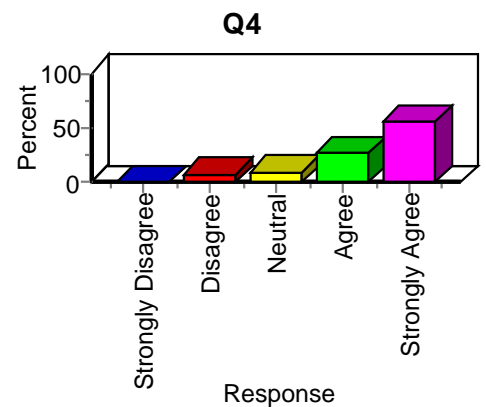
Item Analysis: Clarifies confusion

Label	Frequenc y	Percent
Strongly Disagree	0	0.00
Disagree	3	5.17
Neutral	11	18.97
Agree	21	36.21
Strongly Agree	23	39.66
Total Valid	58	100.00



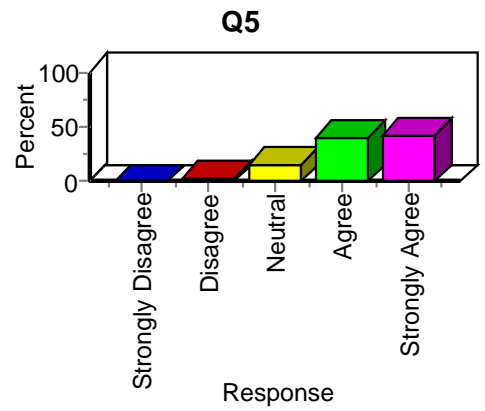
Item Analysis: Effective teaching methods

Label	Frequenc y	Percent
Strongly Disagree	0	0.00
Disagree	4	6.90
Neutral	6	10.34
Agree	16	27.59
Strongly Agree	32	55.17
Total Valid	58	100.00



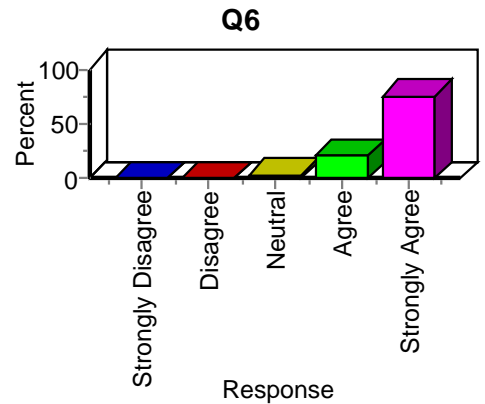
Item Analysis: Encourages ?'s

Label	Frequenc y	Percent
Strongly Disagree	0	0.00
Disagree	2	3.45
Neutral	9	15.52
Agree	23	39.66
Strongly Agree	24	41.38
Total Valid	58	100.00



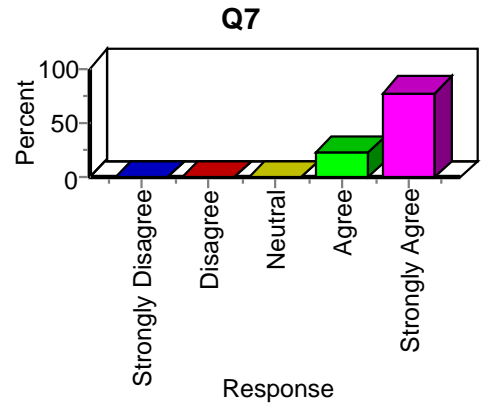
Item Analysis: Organized/Prepared

Label	Frequenc y	Percent
Strongly Disagree	0	0.00
Disagree	0	0.00
Neutral	2	3.45
Agree	12	20.69
Strongly Agree	44	75.86
Total Valid	58	100.00



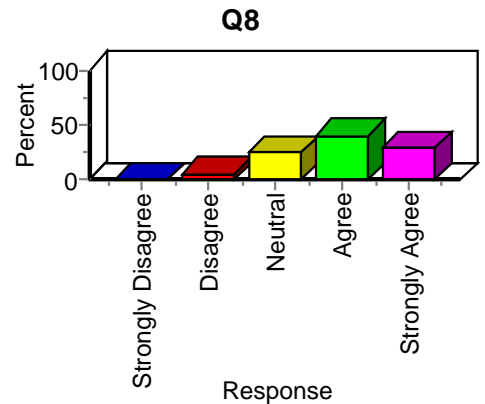
Item Analysis: Challenges thinking

Label	Frequenc y	Percent
Strongly Disagree	0	0.00
Disagree	0	0.00
Neutral	0	0.00
Agree	13	22.41
Strongly Agree	45	77.59
Total Valid	58	100.00



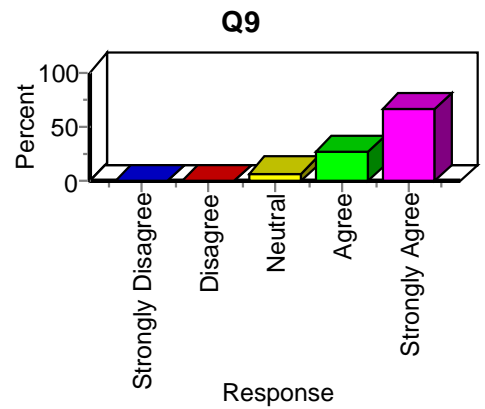
Item Analysis: Availability

Label	Frequenc y	Percent
Strongly Disagree	0	0.00
Disagree	3	5.17
Neutral	15	25.86
Agree	23	39.66
Strongly Agree	17	29.31
Total Valid	58	100.00



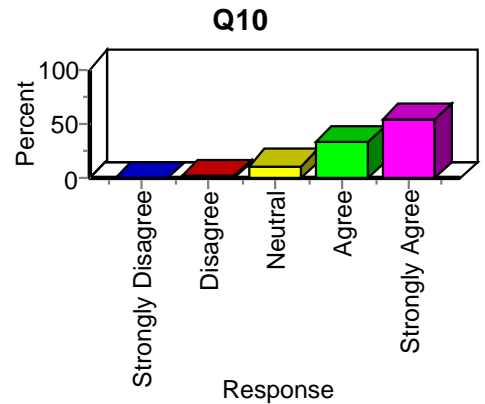
Item Analysis: Effective technology

Label	Frequenc y	Percent
Strongly Disagree	0	0.00
Disagree	0	0.00
Neutral	4	6.90
Agree	16	27.59
Strongly Agree	38	65.52
Total Valid	58	100.00



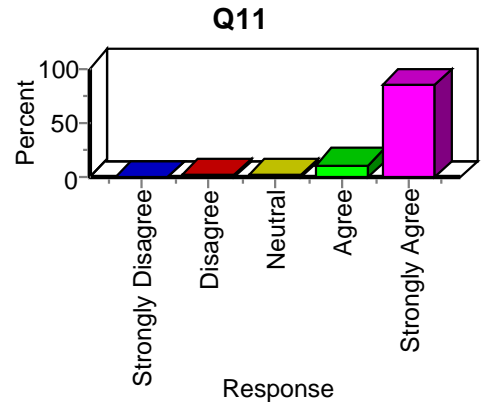
Item Analysis: Improves learning

Label	Frequenc y	Percent
Strongly Disagree	0	0.00
Disagree	1	1.72
Neutral	7	12.07
Agree	19	32.76
Strongly Agree	31	53.45
Total Valid	58	100.00



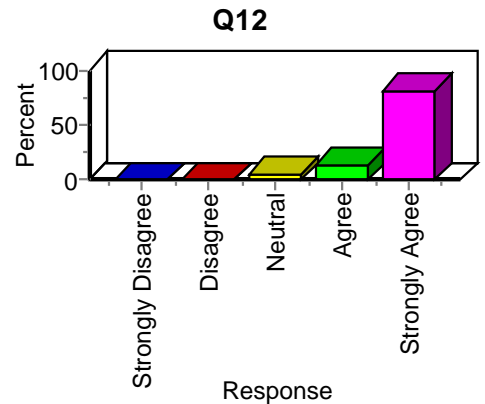
Item Analysis: Attendance

Label	Frequenc y	Percent
Strongly Disagree	0	0.00
Disagree	1	1.72
Neutral	1	1.72
Agree	7	12.07
Strongly Agree	49	84.48
Total Valid	58	100.00



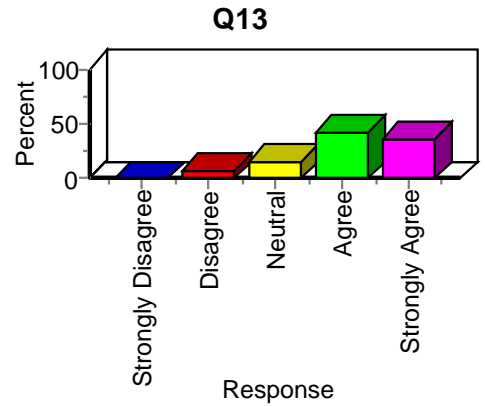
Item Analysis: Challenged

Label	Frequenc y	Percent
Strongly Disagree	0	0.00
Disagree	0	0.00
Neutral	3	5.17
Agree	8	13.79
Strongly Agree	47	81.03
Total Valid	58	100.00



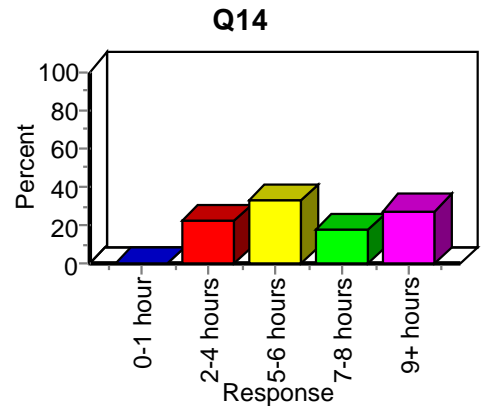
Item Analysis: Work to full potential

Label	Frequenc y	Percent
Strongly Disagree	0	0.00
Disagree	4	6.90
Neutral	9	15.52
Agree	24	41.38
Strongly Agree	21	36.21
Total Valid	58	100.00



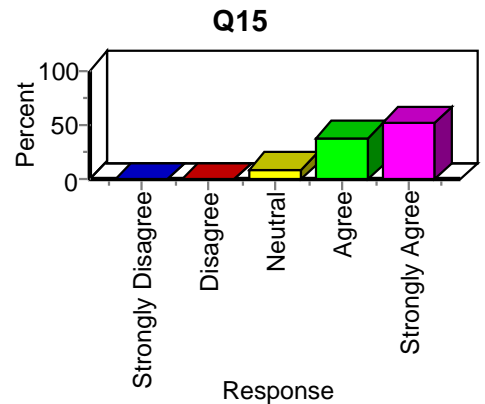
Item Analysis: Outside class work

Label	Frequenc y	Percent
0-1 hour	0	0.00
2-4 hours	13	22.41
5-6 hours	19	32.76
7-8 hours	10	17.24
9+ hours	16	27.59
Total Valid	58	100.00



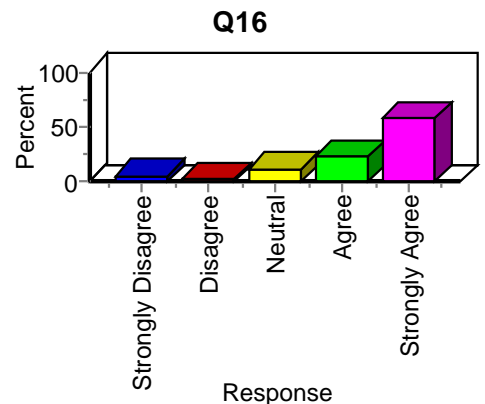
Item Analysis: Learned a lot

Label	Frequenc y	Percent
Strongly Disagree	0	0.00
Disagree	0	0.00
Neutral	6	10.34
Agree	22	37.93
Strongly Agree	30	51.72
Total Valid	58	100.00



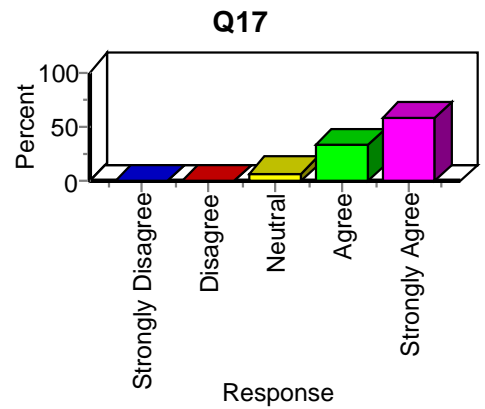
Item Analysis: Increased interest

Label	Frequenc y	Percent
Strongly Disagree	3	5.17
Disagree	1	1.72
Neutral	7	12.07
Agree	13	22.41
Strongly Agree	34	58.62
Total Valid	58	100.00



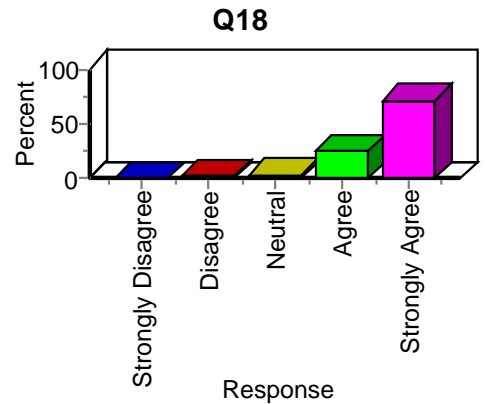
Item Analysis: Respectful

Label	Frequenc y	Percent
Strongly Disagree	0	0.00
Disagree	0	0.00
Neutral	5	8.62
Agree	19	32.76
Strongly Agree	34	58.62
Total Valid	58	100.00



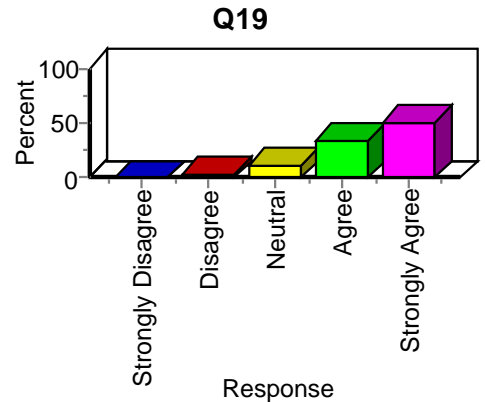
Item Analysis: Learned is important

Label	Frequenc y	Percent
Strongly Disagree	0	0.00
Disagree	1	1.72
Neutral	2	3.45
Agree	14	24.14
Strongly Agree	41	70.69
Total Valid	58	100.00



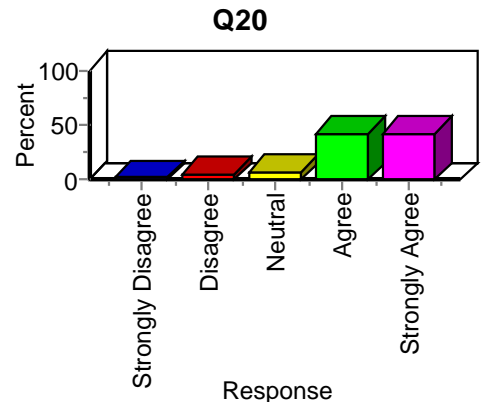
Item Analysis: Enhance my learning

Label	Frequenc y	Percent
Strongly Disagree	0	0.00
Disagree	2	3.45
Neutral	7	12.07
Agree	20	34.48
Strongly Agree	29	50.00
Total Valid	58	100.00



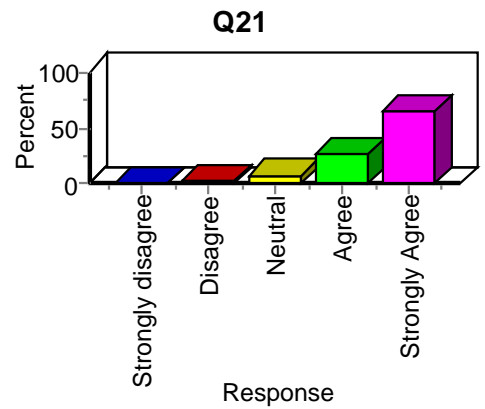
Item Analysis: Assesses learning

Label	Frequenc y	Percent
Strongly Disagree	1	1.72
Disagree	3	5.17
Neutral	5	8.62
Agree	25	43.10
Strongly Agree	24	41.38
Total Valid	58	100.00



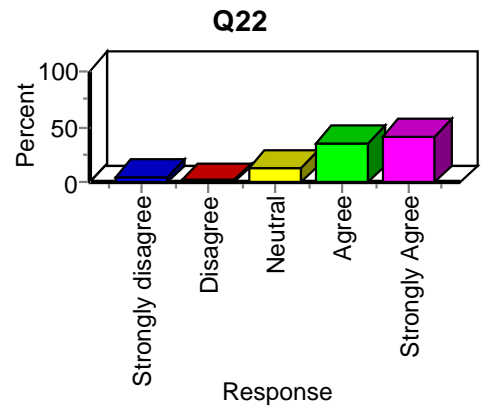
Item Analysis: High standards

Label	Frequenc y	Percent
Strongly disagree	0	0.00
Disagree	1	1.72
Neutral	4	6.90
Agree	15	25.86
Strongly Agree	37	63.79
Total Valid	57	98.28
Total Missing	1	1.72
Total	58	100.00



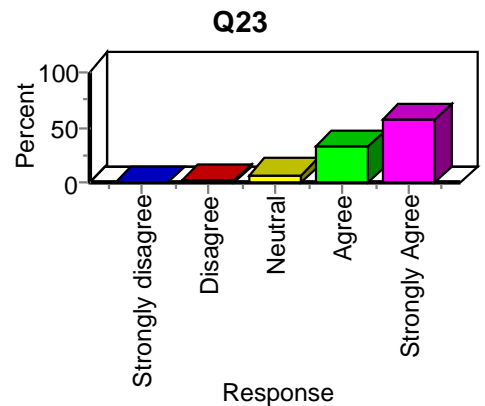
Item Analysis: Lab?

Label	Frequenc y	Percent
Strongly disagree	3	5.17
Disagree	1	1.72
Neutral	8	13.79
Agree	21	36.21
Strongly Agree	24	41.38
Total Valid	57	98.28
Total Missing	1	1.72
Total	58	100.00



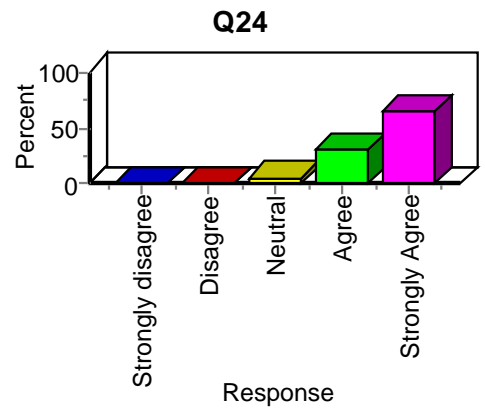
Item Analysis: Clear evaluation criteria

Label	Frequenc y	Percent
Strongly disagree	0	0.00
Disagree	1	1.72
Neutral	4	6.90
Agree	19	32.76
Strongly Agree	33	56.90
Total Valid	57	98.28
Total Missing	1	1.72
Total	58	100.00



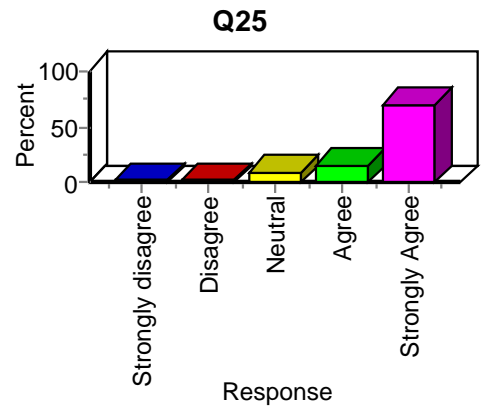
Item Analysis: Grading

Label	Frequenc y	Percent
Strongly disagree	0	0.00
Disagree	0	0.00
Neutral	3	5.17
Agree	17	29.31
Strongly Agree	37	63.79
Total Valid	57	98.28
Total Missing	1	1.72
Total	58	100.00



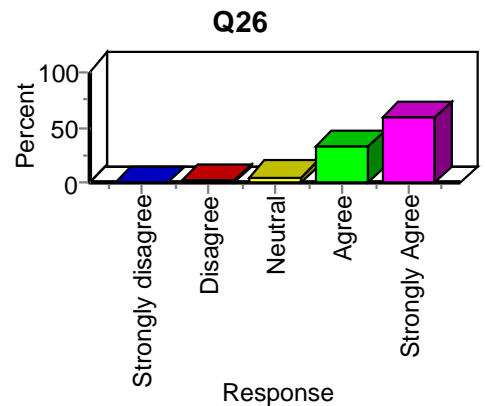
Item Analysis: Assignments returned

Label	Frequenc y	Percent
Strongly disagree	1	1.72
Disagree	1	1.72
Neutral	6	10.34
Agree	9	15.52
Strongly Agree	40	68.97
Total Valid	57	98.28
Total Missing	1	1.72
Total	58	100.00



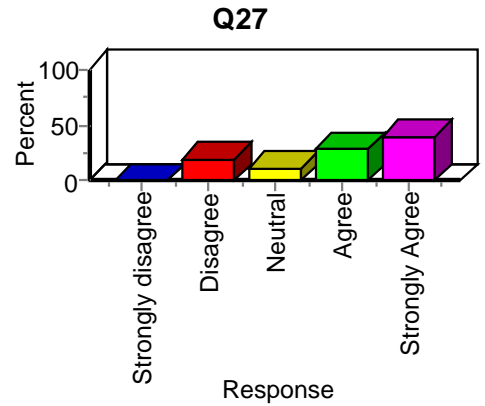
Item Analysis: Exams returned

Label	Frequenc y	Percent
Strongly disagree	0	0.00
Disagree	1	1.72
Neutral	3	5.17
Agree	19	32.76
Strongly Agree	34	58.62
Total Valid	57	98.28
Total Missing	1	1.72
Total	58	100.00



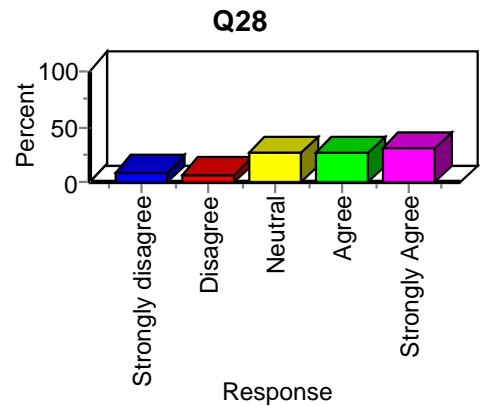
Item Analysis: Feedback on work

Label	Frequenc y	Percent
Strongly disagree	0	0.00
Disagree	11	18.97
Neutral	7	12.07
Agree	16	27.59
Strongly Agree	23	39.66
Total Valid	57	98.28
Total Missing	1	1.72
Total	58	100.00



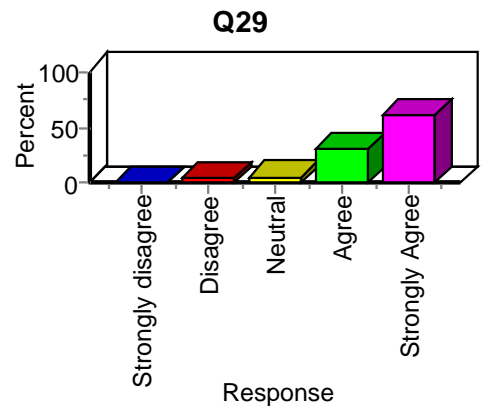
Item Analysis: Text

Label	Frequenc y	Percent
Strongly disagree	5	8.62
Disagree	4	6.90
Neutral	15	25.86
Agree	15	25.86
Strongly Agree	18	31.03
Total Valid	57	98.28
Total Missing	1	1.72
Total	58	100.00



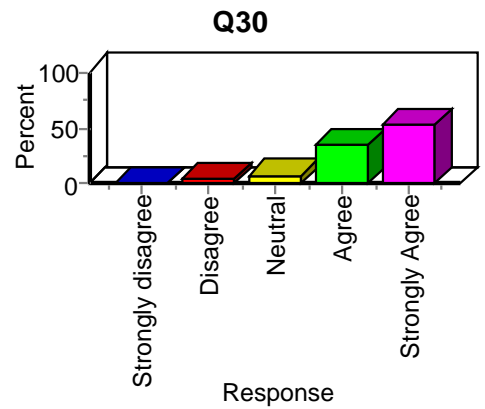
Item Analysis: Overall instructor

Label	Frequenc y	Percent
Strongly disagree	0	0.00
Disagree	2	3.45
Neutral	3	5.17
Agree	17	29.31
Strongly Agree	35	60.34
Total Valid	57	98.28
Total Missing	1	1.72
Total	58	100.00



Item Analysis: Overall course

Label	Frequenc y	Percent
Strongly disagree	0	0.00
Disagree	2	3.45
Neutral	4	6.90
Agree	20	34.48
Strongly Agree	31	53.45
Total Valid	57	98.28
Total Missing	1	1.72
Total	58	100.00



Item Analysis: Instructor motivated

Label	Frequenc y	Percent
Strongly disagree	1	1.72
Disagree	5	8.62
Neutral	3	5.17
Agree	16	27.59
Strongly Agree	31	53.45
Total Valid	56	96.55
Total Missing	2	3.45
Total	58	100.00

